


**TELESIN**

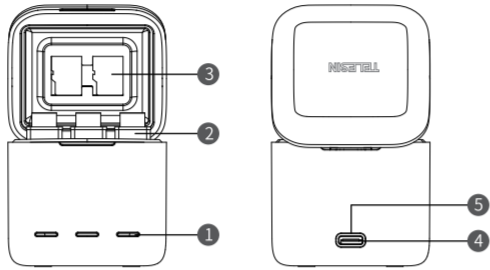
**Hero 10/9 电池收纳式充电盒**



**使用指南**

**简介**

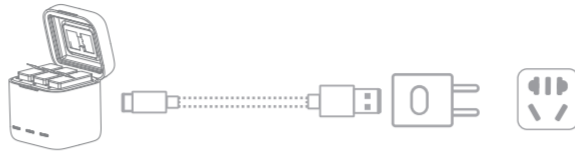
Hero 10/9 电池收纳式充电盒需配合电源适配器使用，可同时为三颗 Hero 10/9 电池充电。充电器配备一个电源指示灯和三个充电状态指示灯。此充电盒可收纳三颗电池和两张 TF 内存卡。



① 充电状态指示灯    ② 电池槽    ③ TF 卡槽  
④ Type C 接口    ⑤ 电源指示灯

**使用**

将电池插入充电器槽内(如图所示)，连接充电器的Type C接口与电源适配器。



**指示灯**

| 充电状态 | 指示灯        |
|------|------------|
| 空载   | 蓝色电源指示灯常亮  |
| 充电中  | 红灯常亮, 蓝灯呼吸 |
| 接近充满 | 黄灯常亮, 蓝灯呼吸 |
| 充满   | 绿灯常亮       |

**规格参数**

|      |              |
|------|--------------|
| 型号   | GP-BCG-901   |
| 适用电池 | Hero 10/9 电池 |
| 操作温度 | 5°C ~ 45°C   |
| 输入   | 5V = 2.4A    |
| 输出   | 4.4V 800mA×3 |


**注意事项**

- Hero 10/9 电池收纳式充电盒三路输出为4.4V 800mA，建议使用输出参数达到5V 2.4A的电源适配器。
- 充电盒仅用于为Hero 10/9 运动相机电池充电，请勿为其他型号电池充电。
- 使用时请将充电器平稳放置，并注意绝缘和防火。
- 请勿用手触碰金属端子。
- 若金属端子附着异物，请用干布擦拭干净。

www.telesin.cn RoHS CE FC

**TELESIN**

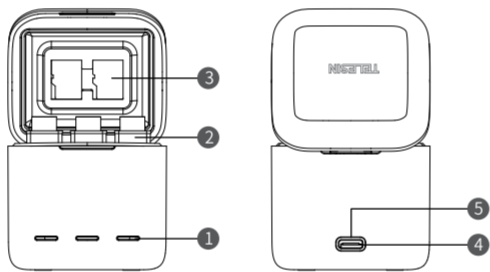
**Hero 10/9 Battery Charging Box**



**User Guide**

**Introduction**

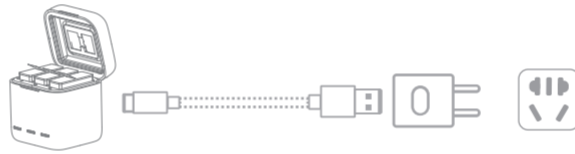
The Hero 10/9 Battery Charging Box can charge three batteries at the same time with a USB adapter. There are a power indicator and three charging status indicators on it. The charging box can hold three batteries and two TF memory cards.



① Charging Status Indicators    ② Battery Ports    ③ TF Card Slots  
④ Power Indicator    ⑤ Type C Port

**Usage**

Place the battery into battery ports as shown in the figure below. Connect the USB adapter to the Type C port.



**LED Indicators**

| Status      | LED Indicators                           |
|-------------|--|
| No Battery  | Blue power indicator is always on.       |
| Charging    | Red LED is on. Blue LED is breathing.    |
| Nearly Full | Yellow LED is on. Blue LED is breathing. |
| Full        | Green LED is on.                         |

**Specifications**

|                       |                     |
|-----------------------|---------------------|
| Model                 | GP-BCG-901          |
| Supported Batteries   | Hero 10/9 Batteries |
| Operating Temperature | 5°C ~ 45°C          |
| Input                 | 5V = 2.4A           |
| Output                | 4.4V 800mA×3        |

**Note**

- Each output of the Hero 10/9 battery charging box is 4.4V 800mA. It is recommended to charge with a 5V 2.4A USB adapter.
- The Hero 10/9 charging box is only compatible with Hero 10/9 batteries. DO NOT use it with other battery model.
- Place the Hero 10/9 charging box on a flat and stable surface when in use. Make sure the devices is properly insulate to prevent fire hazards.
- DO NOT touch the metal terminals on the charger.
- Clean the metal terminals with a clean, dry cloth if there is any noticeable buildup.

www.telesin.cn RoHS CE FC

| 编号 | 物料名称                 | 物料代码   | 材质     | 工艺 | 尺寸      |
|----|----------------------|--------|--------|----|---------|
| ①  | hero 10 电池收纳式充电盒-说明书 | ZK-222 | 80g双胶纸 |    | 90*90mm |
|    |                      |        |        |    |         |
|    |                      |        |        |    |         |
|    |                      |        |        |    |         |
|    |                      |        |        |    |         |
|    |                      |        |        |    |         |

卡纸类生产检验标准  
1.包装盒尺寸允许误差范围±1mm  
2.模切整齐,无爆边,无皱角,爆角  
3.印刷清晰,颜色准确,无色系偏差,无墨点,脏污,允许走位±1.5mm  
4.粘贴位齐平,无残胶,溢胶  
5.划痕允许范围A级面:无触感L≤20mm,w≤0.5mm,QTY≤1mm可接受, B级面:无触感L≤30mm,w≤1mm,QTY≤2mm可接受,

包装未注尺寸公差:  
外箱/纸板未注公差:±3mm    彩盒纸类未注公差:±1mm    吸塑未注公差:±0.5mm  
丝印/雕刻纸板未注公差±0.2mm    泡棉未注公差±0.5mm    布包未注公差±1mm

| 名称                         | hero 10/9 电池收纳式充电盒 |      |    |    | 尺寸   | 型号 | 日期 |    |     |    |     |
|----------------------------|--------------------|------|----|----|------|----|----|----|-----|----|-----|
| 材质                         |                    |      |    |    | 表面处理 | 比例 | 1  | 版次 | A/1 | 页次 |     |
| <b>TELESIN</b> 深圳市泰迅数码有限公司 |                    |      |    |    | 类型   | 自研 | 审核 | 确认 |     | 制图 | 江虾仔 |
| 结构                         | 印刷                 | 变更内容 | 签名 | 日期 |      |    |    |    |     |    |     |