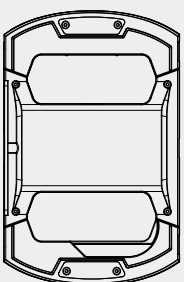


Uianzi U-Rig Wireless



说明书

前言

- 感谢您购买Uianzi产品。
- 重要提示**
- 请认真阅读本使用者指南。将产品交给他人使用时，请务必附带本使用者指南。
 - 请注意所有警告提示并遵守使用者指南内的所有指令。

警告：请勿将本产品放置在易燃性化学物品的地方，以免产品受到腐蚀，被腐蚀可能引起产品故障。

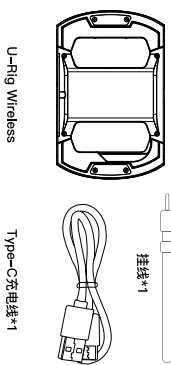
- 请勿用软布、干布清洁本产品。
- 本产品属于精密仪器，请避免使用跌落、碰撞或承受重击。
- 请勿将本产品放置在高温度、高湿度的地方，高温可能导致产品内电池受损或爆炸。
- 如需维修时请联系厂家的维修人员，本产品内有精密电子线路，未经许可擅自拆卸可能导致故障，不在本公司保修范围内，用户可以付费维修。
- 本产品已通过RoHS和CE认证，请参考相关国家标准进行操作。
- 本使用者指南依据本公司严格测试制定，设计规格如有变更，恕不另行通知。

无线充工作说明

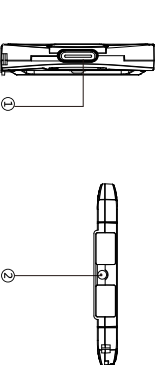
1. 15W无线充支持快速无线充电功能，符合Qi无线充电标准。
2. 通过感应方式实现短距离的无线电能传输，凡符合Qi标准的协议的手机设备都可以使用该无线充进行充电。
3. 使用5V输入时，无线充电器功率为5W，使用12V电压输入时，无线充电器功率为15W。
4. 此款无线充电器带过压保护13.5V，过流保护1.7A，过温保护90°，FOD异物检测保护功能。

物品清单

包装内包含以下物品：



产品视图

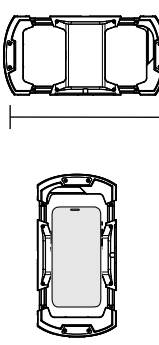


使用说明

- 1 安装手机
- 2 Type-C接口可外接充电设备进行无线充电。
- 3 手持摄像头支架底部预留1/4螺丝孔，可接三脚架。

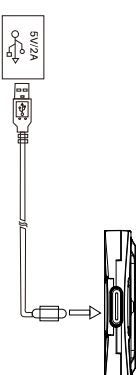
使用说明

- 1 安装手机
- 2 Type-C接口可外接充电设备进行无线充电。
- 3 手持摄像头支架底部预留冷接口，可拓展灯箱麦克风。



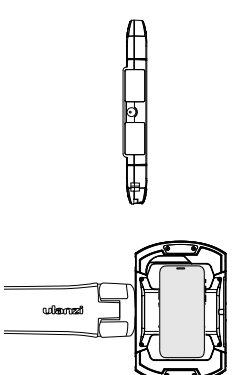
规格参数

- 1 安装手机
- 2 Type-C接口可外接充电设备进行无线充电。
- 3 手持摄像头支架底部预留冷接口，可拓展灯箱麦克风。
- 4 1/4螺丝孔

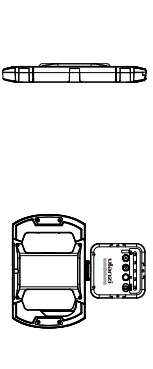


型号	U-Rig Wireless	名称	手持摄像头支架
电流	1-2A	功率	15W
充电	Type-C	工作电压	12V
输入	5V/2A, 9V/2A, 12V/1.67A ("Max")		
输出	5W/7.5W/10W, 15W ("Max")		
尺寸	186X119X24mm		

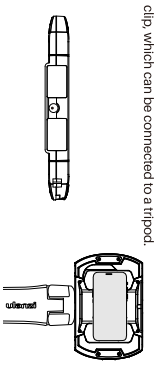
规格参数



3 Cold Shoe Mount
A cold shoe opening is reserved on the top of the phone clip to expand the lamp and microphone.



4 1/4 screw hole
A 1/4 screw hole is reserved at the bottom of the phone clip, which can be connected to a tripod.

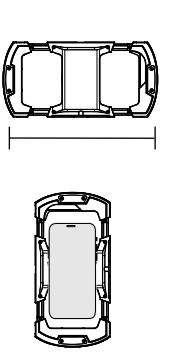


Specifications

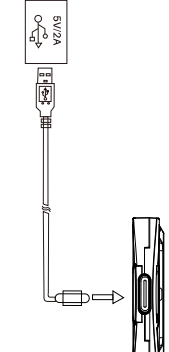
Model	U-Rig Wireless	Name	U-Rig Lite Smartphone Video Rig
Electric current	1-2A	power	15W
Charge	Type-C	Operating Voltage	12V
Input	5V/2A, 9V/2A, 12V/1.67A ("Max")		
Output	5W/7.5W/10W, 15W ("Max")		
Size	186X119X24mm		

Instructions for use

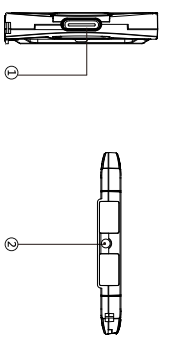
- 1 Install phone
Pull open the phone clip and put the phone directly into it.
Clipping range: 67-83mm



2 Type-C interface can be connected to external charging equipment for wireless charging. After the mobile phone clip is connected to the power, pull the front of the mobile phone closer to the mobile phone clip from 8. Automatic induction wireless charging function (need to have wireless charging function cell phone.)



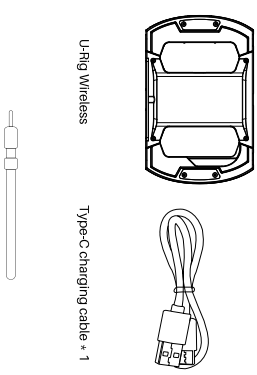
Nomenclature



- 1 Type-C charging port
- 2 1/4 screw hole
- 3 Cold Shoe Mount

Item Check List

Package includes the following items:



Forward

Thank you for purchasing the Uianzi.

Instructions

- Please read this product manual carefully.
- Keep this product manual. Always include this product manual when passing the products on to third parties.
- Head all warnings and follow all instructions in this product manual.

WARNING: Do not place the product in a place where there are corrosive chemicals to protect the product from corrosion/corrosion may cause the product to malfunction.

- Use only a microfiber and dry cloth for cleaning the product.
- Operate carefully to not cause any damage by dropping or physical shock/IGL.
- Do not leave the product in excessive heat, high temperatures can cause the product to malfunction.
- Please have the product checked by the authorized service or agent if your product has some problems. Please note that this warranty does not apply to repair arising out of the malfunction of unauthorized disassembly, although you may request such repairs on a chargeable basis.
- The product is certified by RoHS and CE. Please operate the product in full compliance with the operation standards.
- The instructions and information in this manual are based on thorough, controlled company testing procedures. Further notice will not be given the design and specifications change.

Wireless charging work instructions

1. 15W wireless charger comply with Qi international standard support fast charge.
2. With a inductive approach to Achieve short range radio energy transmission, when meet the Qi Standards, Ai devices can be recharged using the wireless charger.

Uianzi

深圳市优蓝子科技有限公司
Shenzhen Uianzi Technology Co., Ltd.

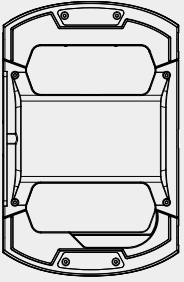
检验：玲格

产品编号	产品名称	用户电话	用户地址	经销商印章

重要说明：
请您在购买前及收货时，确认您购买的设备序列号及保修卡，请您购买的设备序列号及保修卡，同包装盒的日期，产品序列号，这些资料都必须保持一致。
本产品使用：玻璃、意外碰撞、不良或尖锐的物体、不当的外接装置、不当的外接装置造成的损坏（包括但不限于雨水等液体），不在保修范围。
自售出30天后产品外观的刮伤、或不当的表面处理造成外观的损坏，不在保修范围。
● 产品序列号均已注册至国家专利局，本设备序列号无效。
● 产品序列号均已注册至国家专利局，本设备序列号无效。
● 产品序列号均已注册至国家专利局，本设备序列号无效。

Assembled in China/Patented Product
Designed by Uianzi in Shenzhen
www.uianzi.com
Building 6, Fuzheng Industrial Park, Shenzhen Tech Park, Jihua Road, Baoan Street, Longgang District, Shenzhen Guangdong, China

Uianzi U-Rig Wireless



Manual

GUARANTEE CARD

The company provides a one-year quality warranty period to customers who buy the product here. Please refer to the warranty for details and details, please visit our website www.uianzi.com.

Important:
Keep your original sales receipt. This information is required for warranty service. data, serial No. of the product. This information is required for warranty service.

This warranty does not cover:
● Damage that occurs while the product is being shipped to whoever will receive it.
● Any other damage caused by improper handling is also excluded.
● Cosmetic defects that appear more than thirty (30) days after the date of purchase. Cosmetic damage caused by improper handling is also excluded.

This warranty is void if:
● The product description or serial No. label is removed or detached in any way.
● The product is serviced or repaired by any one other than Uianzi or an authorized Uianzi dealer or source agency.

Shenzhen Uianzi Technology Co., Ltd.
Building 6, Fuzheng Industrial Park, Shenzhen Tech Park, Jihua Road, Baoan Street, Longgang District, Shenzhen Guangdong, China
www.uianzi.com
Designed by Uianzi in Shenzhen
Assembled in China/Patented Product
CE RoHS

Serial No.	Item Name	Purchase Date	Buyer Name	Buyer Phone	Buyer Add	Franchiser Seal

3 Cold Shoe Mount
A cold shoe opening is reserved on the top of the phone clip to expand the lamp and microphone.

1 Install phone
Pull open the phone clip and put the phone directly into it.
Clipping range: 67-83mm

1. 15W wireless charger will be 15W. When using 12V input, wireless charger will be 15W.
4. This wireless charger comes with overvoltage protection of 13.5V. Over electric current protection of 1.7A, over temperature protection 60°, FOD Foreign body detection and protection function.

Package includes the following items:
U-Rig Wireless
Type-C charging cable * 1
Thread * 1

Forward
Thank you for purchasing the Uianzi.

Instructions
● Please read this product manual carefully.
● Keep this product manual. Always include this product manual when passing the products on to third parties.
● Head all warnings and follow all instructions in this product manual.

WARNING: Do not place the product in a place where there are corrosive chemicals to protect the product from corrosion/corrosion may cause the product to malfunction.

Assembled in China/Patented Product
Designed by Uianzi in Shenzhen
www.uianzi.com
Building 6, Fuzheng Industrial Park, Shenzhen Tech Park, Jihua Road, Baoan Street, Longgang District, Shenzhen Guangdong, China
CE RoHS