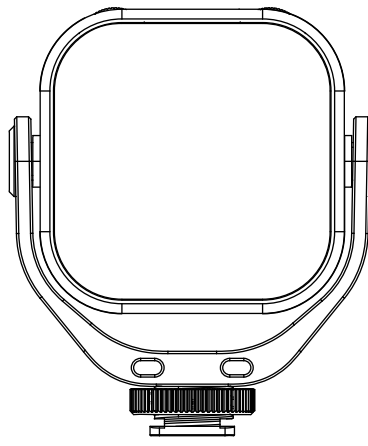


VL66说明书

双面印刷
尺寸:70*100mm



VL66 可调角度灯

安全须知

为了防止您的产品不受到任何损坏或使用者的安全,请您在使用前全面阅读以下安全预防措施,并保管好本手册资料,以便所有的本产品使用者都可以随时阅读。

警告

为了防止火灾或触电的危险,请不要让本装置淋雨或受潮

- 使用非原厂匹配或规定之外的电池有可能造成设备损坏,或不能启动设备光源,请注意使用电压。
- 当您发现本设备冒烟或发出异味时,请立刻切断电源,若在此情形下继续使用,将进一步造成设备损坏,甚至可能造成机身损坏,请在切断电源后,将设备送到公司授权的维修服务中心进行检查维修。
- 请勿自行拆卸设备,触动产品的内部零件可能导致受伤,遇到故障时,产品仅能由有资格的维修技师进行修理,若本产品因为掉落或其他意外事故造成破损,请断开电源,然后将本产品送至维修服务中心进行检查维修。
- 储运过程中,请把设备和电源分离,以免误触开关,造成无人监护长期使用设备,引起火灾。
- 请勿在儿童伸手可及之处保管本产品,请遵守此注意事项,否则将可能导致受伤。
- 使用电池(选购件)时应预先留意注意事项,操作不当可能导致电池漏液或爆裂,因此在使用本产品的电池时请注意以下事项:

- 只能使用已被验证可用于本设备的电池
- 切勿短路或拆卸电池
- 在替换电池在之前,请确认已关闭电源
- 切勿将电池投入火中或加热升温
- 切勿将电池浸入水中

注意事项

- 摄影灯点亮时,切勿直视灯泡。
- 使用过程中散热器上切勿有遮盖物以免影响散热效果而损毁设备。
- 使用中不得有水或其他液体滴入设备中,以免造成内部电路短路,而损坏设备。
- 避免将摄影灯放置在如酒精或汽油等易燃挥发的溶剂附近。
- 当摄影灯放在或靠在其他物品上面时,请关掉摄影灯,否则有可能会造成火灾或损坏摄影灯。
- 切勿抓住摄影灯头拿起摄影机。

有关清洁的注意事项

请用干软布来清洁摄影灯,您可以用布稍稍沾上一些中性的清洁剂来擦去较难去除的污垢,然后用软布将其擦干。
切勿使用烈性的清洁剂,如稀释剂,汽油或酒精等,因为这些溶剂会损坏表面的保护层。

使用充电器时的注意事项

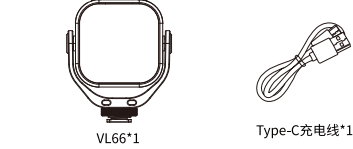
- 保持干燥,否则可能导致火灾或触电。
- 若插头金属部分或周围有尘,应立即使用一块干布将其擦去,在有尘的情况下继续使用将可能引起火灾。
- 在强雷天气时,请勿触摸电源或靠近充电器,否则可能导致触电。请勿损坏,拆卸,用力拉拽或扭曲电源线。勿将其置于重物之下,也勿将其靠近热源或火焰。若发现电源线大的绝缘层破裂且露出线芯时,请将其送至维修处进行检查维修,否则可能导致火灾或触电。
- 请勿用湿手接触插头或充电器,否则可能导致触电。

产品功能说明及特性

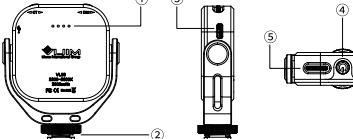
- 本装置安装在摄影机上可作为摄影时使用;
- 使用此补光灯拍照可提高图像的强度和清晰度
- 只能用于摄影机的通用端口;
- 补光灯ON/OFF可在待机方式下控制。

物品清单:

包装内包含以下物品:



产品视图:




产品规格

VL66 可调角度灯	白色灯珠	33pcs	黄色灯珠	33pcs
	工作电源	3.7V	功率	5W
	亮度	800Lm	色温	2500K-6500K ±200K
	光照角度	120°	电池容量	2000mAh
	光照距离	3-6m	产品尺寸	78*91.5*25.9

①电量指示灯 ②冷靴底座 ③Type-C充电口 ④开关按键 ⑤亮度调节 ⑥色温调节


安装与使用:

1. 电源开关键




长按开关键进行开机

2. 左侧波段调节色温



色温(暖光2500K-冷光6500K)滑动波段,可对色温进行调节
色温可调节范围2500K-6500K.

3. 右侧波段调节亮度



滑动波段,可对亮度进行调节

产品规格

VL66 可调角度灯	白色灯珠	33pcs	黄色灯珠	33pcs
	工作电源	3.7V	功率	5W
	亮度	800Lm	色温	2500K-6500K ±200K
	光照角度	120°	电池容量	2000mAh
	光照距离	3-6m	产品尺寸	78*91.5*25.9

保修条款 (中文)

本公司对产品第一买客户提供为期一年的质量保质期。质保内容和细节,请登陆我们的网站www.ulanzi.com。

重要说明:

请保留您原始购买单据及保修卡,确定您购买的供应商资料都在此单据,同时包括您的购买日期,产品序列号等,这些资料质保服务时都会需要提供。

质保范围不包括:

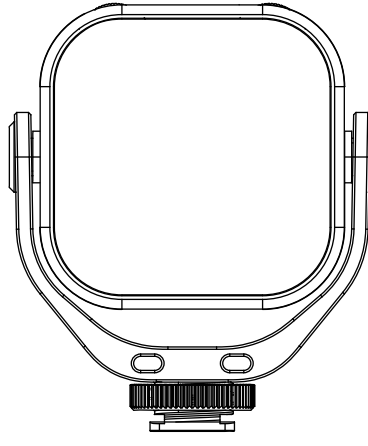
- 产品不当使用,破坏,意外错误接线,不良或失调的外接装置,不适合的外接装置所造成的损坏(包括暴露于雨水等损坏),不在质保范围。
- 自购买日30天后产品外观的损伤,或是不当的表面处理接触造成的外观损失,不在质保范围。

质保无效说明:

- 产品序列号标识已经被撕去或无法辨识,本质保条款无效。
- 产品未经本公司或者指定授权维修公司的检修及改装,本质保条款无效。

唯迹 —— 保修卡

产品编号		Shenzhen VIJIM Technology Co.,Ltd. Ulanzi International Group Building E506, Shunxing Industrial Estate, No.140 Zhongxing Road,Bantian Street, Longgang District, Shenzhen,Guangdong,China www.ulanzi.com Designed by VIJIM Assembled in China/Patented Product
产品名称		
购买日期		
用户姓名		
用户电话		
用户地址		
经销商印章		RoHS CE
VIJIM 唯迹		深圳市唯迹科技有限公司
检验:合格		



VL66 LED Video Light

Safety tips

TO prevent damage to your product or injury to your safety Read the following safety precautions in their entirety before using this equipment. keep these safety instructions where all those who use the product will read them

Warning

To prevent fire or electric shock, please do not let the rain hit the device or humid

- Using a battery other than the original may cause damage to the device, and the device may not be activated.
- When you find that the device emits smoke or emits odor, please turn off the power immediately. If you continue to use it in this situation, it will cause damage to the device, and may even cause damage to the body. Please turn off the power and send the company authorized service center inspection and maintenance.
- Do not disassemble the equipment by yourself. Internal parts of the product may be injured if the product is damaged due to a fall or other accident, please disconnect the power supply and then send the product to the service center for inspection and repair.
- In the process of storage and transportation, please separate the equipment from the power supply, so as not to touch the switch by mistake and cause unsupervised long term use of the equipment A fire.
- Do not keep the product out of reach of children. Please observe this note, otherwise it may cause injury.
- When using the battery (optional parts), please pay attention to the cautions in advance. Improper operation may cause the battery to leak or burst. Please note the following when using the battery of this product:

- Use only batteries that have been verified for use in the device
- Do not short circuit or remove the battery
- Make sure the power is turned off before replacing the battery
- Do not put the battery in the fire or heat it up
- Do not flood the battery with water

Matters needing attention

- Never look directly at a light bulb when it is lit.
- During use, do not put cover on the heat sink so as to avoid damaging the equipment by affecting the heat dissipation effect.
- No water or other liquid shall be dropped into the equipment during use to avoid short circuit of internal circuit and damage to the equipment.
- Avoid placing photographic lamps near flammable and volatile solvents such as alcohol or gasoline.
- When the camera light is placed on or leaning against other objects, please turn off the camera light, otherwise it may cause fire or damage Photography lights.
- Do not grab the camera.

Notes on cleanliness

Please use a dry soft cloth to clean the light. You can use the cloth slightly dipped in some neutral detergent to wipe off the more difficult to remove the dirt is then dried with a soft cloth. Do not use strong cleaners, such as thinner, gasoline or alcohol, as these solvents can damage the protective coating on the surface.

Precautions when using a charger

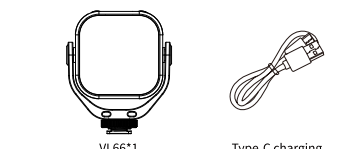
- Keep dry, otherwise it may cause a fire or electric shock.
- If there is dust in or around the metal part of the plug, wipe it off immediately with a dry cloth in case of dust. Continued use may cause a fire.
- Do not touch the power supply or close to the charger in strong thunder weather, otherwise it may cause electric shock. Do not damage or disassemble. Pull or twist the power cord. Do not place it under a weight or near a heat source or flame. If a power source is found if the insulation layer of the wire is broken and the wire core is exposed, please send it to the maintenance department for inspection and maintenance, otherwise it may cause fire Disaster or electric shock.
- Do not touch the plug or charger with wet hands, otherwise it may cause electric shock.

Product function description and characteristics

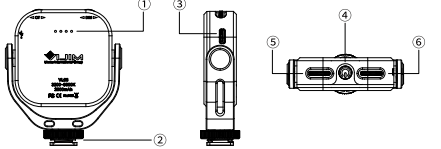
- This device can be installed on a camera and used for photography;
- The intensity and sharpness of the image can be improved by using this light
- Common port for camera only;
- The fill light ON/OFF can be controlled in standby mode.

Item Check List

Package includes the following items:




Nomenclature



① battery indicator ② Cold shoe base ③ Type-C charging port ④ Switch button ⑤ Dimming adjustment ⑥ Color temperature adjustment


Installations and Operations

1. Power key




Turn the switch on and off

2. Left pulsator adjusts color temperature



Color temperature (warm light 2500K-cold light 6500K) sliding pulsator can adjust color temperature. Color temperature adjustable range 2500K-6500K.

3. Right pulsator adjusts brightness



Slide the pulsator adjusts the brightness

Product specification

VL66 adjustable angle	White lamp beads	33pcs	Yellow lamp beads	33pcs
	Working power	3.7V	power	5W
	brightness	800Lm	Color temperature	2500K-6500K ±200K
	Light angle	120°	battery capacity	2000mAh
	Light distance	3-6m	Product Size	78*91.5*25.9

Service Warranty (EN)

The company provides a one-year quality warranty period to customers who buy the product first. Under warranty For details and details, please visit our website www.ulanzi.com.

Important:

Keep your original sales receipt. Be sure the dealer has written on it the date, serial No. of the product. This information is required for warranty service.

This warranty does not cover:

- Damage that is the result of misuse, abuse, accident (including but not limited to damage by water), faulty connection, defective or maladjusted associated equipment, or the use of the product with equipment for which it was not intended.
- Cosmetic defects that appear more than thirty (30) days after the date of purchase. Cosmetic damage caused by improper handling is also excluded.
- Damage that occurs while the product is being shipped to whoever will service it.

This warranty is void if:

- The product identification or serial No. label is removed or defaced in any way.
- The product is serviced or repaired by any one other than Ulanzi or an authorized Ulanzi dealer or service agency.

VIJIM —— GUARANTEE CARD

Serial No.		Shenzhen VIJIM Technology Co.,Ltd. Ulanzi International Group Building E506, Shunxing Industrial Estate, No.140 Zhongxing Road,Bantian Street, Longgang District, Shenzhen,Guangdong,China www.ulanzi.com Designed by VIJIM Assembled in China/Patented Product
Item Name		
Purchase Date		
Buyer Name		
Buyer Phone		
Buyer Add		
Franchiser Seal		RoHS CE
VIJIM 唯迹		Shenzhen VIJIM Technology Co.,Ltd. Inspection: Qualified