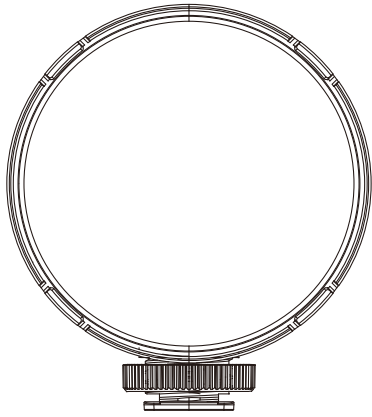


# VL69说明书

120g书纸, 双面印刷  
尺寸:63\*90mm

VIJIM



VL69 补光灯

## 前言

感谢您购买唯迹产品

## 重要提示

请认真阅读本说明书

请妥善保管说明书,将产品交给他人使用时,请务必附带本说明书。

请注意所有警告提示并遵守说明书内的所有指令。

## 警告

请勿将本产品放置在有腐蚀性化学物品的地方,以免产品受到腐蚀,被腐蚀可能引起产品故障。

- 请用软布、干布清洁本产品。
- 本产品属于精密仪器,请避免使用时掉落、碰撞或承受重击。
- 请勿将本产品放置在温度过高的地方,高温可能导致产品内电池受损或爆炸。
- 需要维修时请联系授权的维修人员。本产品内有精密电子线路,未经许可擅自拆卸导致故障,不在本司保修范围内,但用户可以付费维修。
- 建议使用唯迹原厂线缆。由于使用非唯迹原厂附件导致本产品的任何损坏,不在本司保修范围内,但用户可以付费维修。
- 本产品已经过RoHS和CE认证,请参考相关国家标准使用和操作。因使用操作不当而造成机器损坏,不在保修范围内,但用户可以付费维修。
- 此说明书依据本公司严格测试制定。设计和规格如有变更,恕不另行通知。

## 设备的规范使用

- 仔细阅读本说明书,特别是“重要提示”部分。
- 在本说明书规定的工作条件下使用和保存本产品。
- 如不按照本说明书使用产品,或不遵守规定的工作或保存条件,将被视为违规使用。

## 物品清单:

包装内包含以下物品:

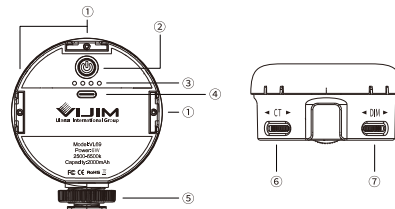


VL69\*1



Type-C充电线\*1

## 产品视图:



- ① 冷靴口
- ② 开关按键
- ③ 电量指示灯
- ④ Type-C充电口
- ⑤ 冷靴底座
- ⑥ 色温调节
- ⑦ 亮度调节

## 安装与使用:

### 1.电源开关键

长按开关键进行开关机

### 2.左侧波轮调节色温

色温滑动波轮,可对色温进行调节  
色温可调节范围2500K-6500K

### 3.右侧波轮调节亮度

滑动波轮,可对亮度进行调节

## 产品规格

VL69 补光灯	白色灯珠	37pcs	黄色灯珠	32pcs
	工作电源	3.7V	功率	6W
	亮度	800LUX / 0.5m	光照角度	120°
	色温	2500K-6500K ±200K	电池容量	2000mAh
	光照距离	3-6m	产品尺寸	70*82*26mm
	续航时间	最大亮度>2小时 最小亮度>10小时	显指	>95

## 保修条款 (中文)

本公司对产品提供为期一年的质量保质期。质保内容和细节,请登陆我们的网站www.ulanzi.com。

### 重要说明:

请保留您原始购买单据及保修卡,确定您购买的供应商资料都在此单据,同时包括您的购买日期,产品序列号等,这些资料质保服务时都会需要提供。

质保范围不包括:

- 产品不当使用,破坏,意外错误接线,不良或失调的外接装置,不适合的外接装置所造成的损坏(包括暴露于雨水等损坏),不在质保范围。
- 自购买日30天后产品外观的损伤,或是不当的表面处理接触造成的外观损失,不在质保范围。

质保无效说明:

- 产品序列号标识已经被撕去或无法辨识,本质保条款无效。
- 产品未经本公司或者指定授权维修公司的检修及改装,本质保条款无效。

## 唯迹 —— 保修卡

产品编号	
产品名称	
购买日期	
用户姓名	
用户电话	
用户地址	
经销商印章	


Shenzhen VIJIM Technology Co.,Ltd.  
Ulanzi International Group  
Building E506, Shunming Industrial Estate,  
No.140 Zhongxing Road,Bantian Street, Longgang District,  
Shenzhen,Guangdong,China  
www.ulanzi.com  
Designed by VIJIM  
Assembled in China/Patented Product

RoHS CE



深圳市唯迹科技有限公司  
检验:合格

VIJIM



VL69 LIGHT

## Foreward

Thank you for purchasing the VIJIM

## Instructions

- Please read this product manual carefully.
- Keep this product manual. Always include this product manual when passing the products on to third parties.
- Heed all warnings and follow all instructions in this product manual.

## WARNING

Do not place the product in a place where there are corrosive chemicals to protect the product from corrosion, corrosion may cause the product to malfunction .

- Use only a microfiber and dry cloth for cleaning the product.
- Operate carefully to not cause any damage by dropping or physical shocking it.
- Do not leave the product in excessive heat, high temperatures can cause the product to malfunction.
- Please have the product checked by the authorized service or agent if your product has some problems. Please note that this warranty does not apply to repair arising out of the malfunction of unauthorized disassembly, although you may request such repairs on a chargeable basis.
- Use of original VIJIM cable accessories is recommended. Please note that this warranty does not apply to repairs arising out of the malfunction of non-original VIJIM accessories, although you may request such repairs on a chargeable basis.
- The product is certificated by RoHS and CE. Please operate the product in full compliance with the operation standards. Please note that this warranty does not apply to repair arising from malfunction, although you may request such repairs on a chargeable basis.
- The instructions and information in this manual are based on thorough, controlled company testing procedures. Further notice will not be given if the design and specifications change.

## Intended Use

- The user has read the instructions of this manual.
- The user is using the products within the operating conditions and limitations described in this product manual.
- "Improper use" means using the products other than as described in these instructions or under operating conditions which differ from those described herein.

## Item Check List:

Package includes the following items:

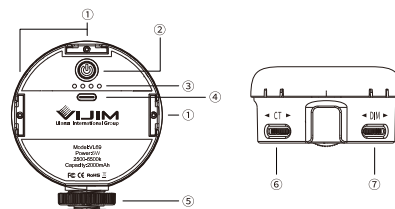


VL69\*1



Type-C charging cable\*1

## Nomenclature:



- ① Cold shoe
- ② Power switch
- ③ Battery indicator
- ④ Type-C charging port
- ⑤ Cold shoe base
- ⑥ Color temperature adjustment
- ⑦ Dimming adjustment

## Installations and Operations:

### 1.Power key

Turn the switch on and off

### 2.Left pulsator adjusts color temperature

Color temperature sliding pulsator can adjust color temperature. Color temperature adjustable range 2500K-6500K.

### 3.Right pulsator adjusts brightness

Slide the pulsator adjusts the brightness

## Product specification

VL69 Light	White lamp beads	37pcs	Yellow lamp beads	32pcs
	Working power	3.7V	power	6W
	brightness	800LUX / 0.5m	Light angle	120°
	Color temperature	2500K-6500K ±200K	battery capacity	2000mAh
	Light distance	3-6m	Product Size	70*82*26mm
	Working hours	maximum brightness>2H minimum brightness>10H	CRI	>95

## Service Warranty (EN)

We offer one-year product warranty.Underwarranty For details and details, please visit our website www.ulanzi.com.

### Important:

Keep your original sales receipt. Be sure the dealer has written on it the date, serial No. of the product. This information is required for warranty service.

This warranty does not cover:

- Damage that is the result of misuse, abuse, accident (including but not limited to damage by water), faulty connection, defective or maladjusted associated equipment, or the use of the product with equipment for which it was not intended.
- Cosmetic defects that appear more than thirty (30) days after the date of purchase.
- Cosmetic damage caused by improper handling is also excluded.
- Damage that occurs while the product is being shipped to whoever will service it. This warranty is void if:

- The product identification or serial No. label is removed or defaced in any way,
- The product is serviced or repaired by any one other than Ulanzi or an authorized Ulanzi dealer or service agency.

## VIJIM —— GUARANTEE CARD

Serial No.	
Item Name	
Purchase Date	
Buyer Name	
Buyer Phone	
Buyer Add	
Franchiser Seal	

Shenzhen VIJIM Technology Co.,Ltd.  
Ulanzi International Group  
Building E506, Shunming Industrial Estate,  
No.140 Zhongxing Road,Bantian Street, Longgang District,  
Shenzhen,Guangdong,China  
www.ulanzi.com  
Designed by VIJIM  
Assembled in China/Patented Product

RoHS CE



Shenzhen VIJIM Technology Co.,Ltd.  
Inspection:Qualified