尺寸：55*85mm 128g铜版纸正反面印刷

VIJIM

RGB摄影补光灯

VL196

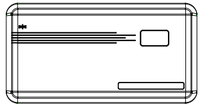

使用者指南

中 文

前言

感谢您购买唯迨产品。

重要提示

●请认真阅读本使用者指南。
●请妥善保管使用者指南。将产品交给他人使用时，请务必附带本使用者指南。
●请注意所有警告提示并遵守使用者指南内的所有指令。

警告:请勿将本产品放置在有腐蚀性化学物品的地方，以免产品受到腐蚀，被腐蚀可能引起产品故障。

●请用软布、干布清洁本产品。
●本产品属于精密仪器，请避免使用时掉落、碰撞或承受重击。
●请勿将本产品放置在温度过高的地方，高温可能导致产品内电池受损或爆炸。
●需要维修时请联系授权的维修人员。本产品内有精密电子线路。未经许可擅自拆卸导致故障，不在本司保修范围内，但用户可以付费维修。
●建议使用唯迨原厂线缆。由于使用非唯迨原厂附件导致本产品的任何损坏，不在本司保修范围内，但用户可以付费维修。
●本产品已经过RoHS和CE认证，请参考相关国家标准使用和操作。因使用操作不当而造成机器损坏，不在保修范围内，但用户可以付费维修。
●此使用者指南依据本公司严格测试制定。设计和规格如有变更，恕不另行通知。

注意事项

1.充电不要放置超过24小时。
2.应放置于凉爽、干燥及通风的地方存储。
3.不要靠近和放置于火中。
4.电池使用报废后请按当地的规定处理。
5.长期不使用，请充电至60%再放置。
6.为了延长电池的使用寿命，建议每三个月进行一次充电保养。
7.电池有一定的寿命限制，使用一定时间后，性能会减弱,属正常现象。

二、标配清单

包装内包含以下物品：

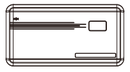

VL196灯*1

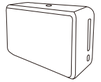

柔光罩*1

Type-C充电线*1

云台*1

三、产品介绍

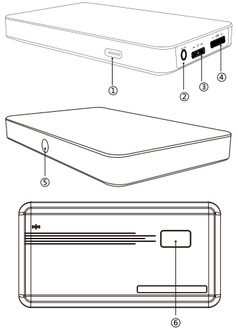

① Type-C充电口　② 电源开关　③ 色温切换旋钮
④ 亮度调节旋钮　⑤1/4拓展螺孔　⑥ 显示屏

四、操作说明

1. 打开/关闭电源
长按电源键可以打开或关闭电源。

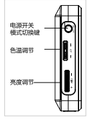

1.1 模式切换键(3种模式)短按切换补光灯模式。本产品有3种模式(CCT模式、RGB模式、特效模式) 模式详情请看界面介绍。
1.2 色温调节：向上或向下波轮调节色温，调节范围2500K-9000K。
1.3 亮度调节：拨动亮度调节拨扭调节亮度，亮度调节范围0~100%。

2. 显示屏界面说明

CCT模式界面

* 在CCT模式中，可通过色温调节拨轮进行色温调节。
* 色温范围为(2500K-9000K)。
* 亮度调节：拨动亮度调节拨扭调节亮度，亮度调节范围0~100%。

RGB模式界面

* 在RGB模式中，可通过色温调节拨轮进行色相值调节。
* 色相值调节范围0~360°。
* 亮度调节：拨动亮度调节拨扭调节亮度，亮度调节范围0~100%。

特效模式界面

* 在特效模式中，通过色温调节波轮可切换20种场景模式。
* 亮度调节：拨动亮度调节拨扭调节亮度，亮度调节范围0~100%。

3. 情景特效模式

序号	场 景	Scenario	序号	场 景	Scenario
1	警车	Cop Car	11	脉冲闪	Strobe
2	救护车	Ambulance	12	RGB闪光灯	RGB Strobe
3	消防车	Fire engine	13	记者群闪	Paparazzi
4	闪电	Lightning	14	应急双闪	Emergency
5	烟花	Fireworks	15	高低光束灯泡	H/L Beam
6	电视	TV	16	红色的闪光	Red Flash
7	蜡烛	Candle	17	绿色的闪光	Green Flash
8	聚会	Party	18	蓝色的闪光	Blue Flash
9	坏灯泡	Fault Bulb	19	HSI演示(慢)	HSI Slow
10	白色呼吸灯	Pulsing	20	HSI演示(快)	HSI Fast

4. 安装与使用

4.1充电方式

* Type-C充电，支持PD快充。
* 开机状态充电缓慢，建议关机后再充电。

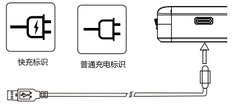

4.2 1/4螺丝接口
底部有固定的1/4螺丝孔。可安装在三脚架和其他设备。

五、规格参数

型号		VL196	色温	2500-9000k±200K	
灯珠	白色	54pcs	持续工作时间	最大亮度 > 2h	
	黄色	54pcs		最小亮度 > 15h	
	RGB	88pcs			
显指		CRI95+	功率	12W	
工作电压		7.4V	尺寸	76*148*16mm	
电池容量		3000mAh			
充电		Type-C	光照角度	120°	
照度		距离	0.3M	0.5M	1M
		亮度	1920Lm	550lux	180lux
充电时间		PD快充约2小时		普通充电约3小时 (5V/2A)	

*亮度数据为平均数据，不同灯的亮度会有微小差异。

六、维护与保养

1.对本产品充电完毕时，应拔出USB充电线。
2.如长时间不使用本产品，可能会出现不能开机的现象，这可能由于电池耗尽造成的，只需对本产品充电即可恢复使用，建议每三个月进行一次充电。
3.由于本产品内置可充电锂电池，而可充电锂电池具有一定的寿命限制，在本产品使用数年后性能下降时，请你与售后人员联系更换内置电池事宜。
4.在使用时请勿大力磕碰、撞击，以免碰损产品表面，影响使用。
5.此设备不防水。

保修卡

产品编号	
产品名称	
购买日期	
用户姓名	
用户电话	
用户地址	
经销商印章	

本公司对产品实行三个月无条件免费保修，一年内质量重换政策。
保修条款：请妥善保存本保修卡，在出现问题，需要保修时请携带本保修卡，产品及发票，送回原经销商处进行保修。
除外保修情况：
* 产品超出保修期限。
* 未按照产品使用说明，操作，维护保养说明，不当或不正确的使用，不当的维护保养，擅自拆卸产品，不适当的清洁，不适当的改装，或使用非唯迨原厂配件导致的产品损坏。
* 自然灾害如水灾、火灾、雷击等。
* 产品外观、配件、包装盒、说明书等因正常使用产生的磨损、老化、变色。

VIJIM
深圳市唯迨科技有限公司
检验：合格

Shenzhen Vijim Technology Co.,Ltd
Room 1101, Shangyang Industrial Building B306, Shanxiu Industrial Estate, No.140 Zhongxing Road, Gongmingjie Street, Guangming District, Shenzhen Guangdong China
www.dianziz.com　Email: Vijim@dianziz.com
Assembled in China Assembled in China Assembled in China Product

RoHS

GUARANTEE CARD

Serial No.	
Item Name	
Purchase Date	
Buyer Name	
Buyer Phone	
Buyer Add	
Franchiser Seal	

VIJIM
Shenzhen Vijim Technology Co.,Ltd.
Inspection: Qualified

Shenzhen Vijim Technology Co.,Ltd
Room 1101, Shangyang Industrial Building B306, Shanxiu Industrial Estate, No.140 Zhongxing Road, Gongmingjie Street, Guangming District, Shenzhen Guangdong China
Designed by VIJIM in Shenzhen
Assembled in China Assembled in China Assembled in China Product

RoHS

Service Warranty

The company provides a one-year quality warranty period for customers who buy the products first. Lifelong warranty for details and details, please visit our official website www.dianziz.com.

Important:
Please keep the product manual, receipt, the warranty card and other details, and fax of the product. The information is required for warranty service.

This warranty does not cover:
1. Damage caused by improper use, operation, disassembly, repair, improper installation, abnormal use of the product with equipment for which it is not intended.
2. Cosmetic defects that appear more than thirty (30) days after the date of purchase, such as scratches, dents, and broken plastic on ports.
3. Damage that occurs while the product is being shipped to whoever will service it.

The warranty is void if:
* The product is serviced or repaired by any one other than Ulanzi or an authorized Ulanzi dealer or source agency.
* The product is modified or serial No. is/will is removed or defaced in any way.

4.2 1/4 screw
1/4 Screw on bottom, could mount on tripods and other equipment.

五、Specifications

Model		VL196	Color temperature	2500-9000k±200K
Lamp beads	White	54pcs	Continuous working time	Maximum brightness> 2h
	Yellow	54pcs		Minimum brightness> 15h
	RGB	88pcs		
Manifest		CRI95+	Power	12W 76*148*16mm
Operating Voltage		7.4V	size	
Battery capacity		3000mAh		
Charge		Type-C	Light angle	
Illuminance	Distance		0.3M	0.5M 120°
	Maximum Brightness		1920LM	550lux 1M
Charge Time	2 hours fast charging of PD			
	3 hours Common Charge (5V/2A)			

*This is an averaged result,the number might be slightly different on each light.

六、Maintenance

1. Please plug out the USB charging cable when charging finishes.
2. If you do not use this product for a long time, it might not be able to turn on instantly, which is due to dead battery. Please charge the product and it can resume to work. Please charge the product every 3 months regularly.
3. This product has built-in rechargeable li-ion battery which has limited longevity, and when the performance degrades in years use, please contact us to get the battery replaced.
4. Please do not drop or impact the product to avoid scratches on the surface.
5. This Product is not water-proof.

3. Scene effect mode

Numbers	Scenario	Numbers	Scenario
1	Cop Car	11	Strobe
2	Ambulance	12	RGB Strobe
3	Fire engine	13	Paparazzi
4	Lightning	14	Emergency
5	Fireworks	15	H/L Beam
6	TV	16	Red Flash
7	Candle	17	Green Flash
8	Party	18	Blue Flash
9	Fault Bulb	19	HSI Slow
10	Pulsing	20	HSI Fast

4. Installation and Operation

4.1 Charge Method

* Type-c, supports fast charging of PD.
* Charge slow when the light is on, Recommend charging after shut down.

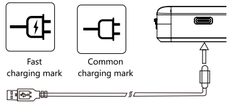

RGB Mode

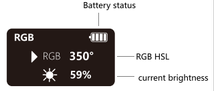

* In RGB mode, roll up and down wheel adjusts the RGB HSL.
* RGB HSL Range：0~360°.
* HSL：Roll up and down wheel adjusts HSL brightness, brightness range is 0~100%.

Effect mode

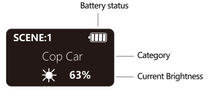

* In effects mode, through the color temperature adjustment wheel can switch 20 scene different modes.
* BRIGHTNESS: Roll up and down wheel adjusts Brightness, Brightness range is 0~100%.

四、Operation instructions

1. Power on/off
Long press the power button to turn the power on/off.

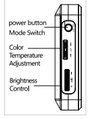

1.1 Mode switch key (3 modes)Press the button to switch the Fill light mode,This product has 3 modes(CCT, RGB, Effects), mode detail will show in below.
1.2 Colour temperature: Roll up and down wheel adjusts the color temperature, temperature range 2500K-9000K.
1.3 Brightness：Roll up and down wheel adjusts Brightness, Brightness range is 0~100%.

2. Screen Instruction

CCT Mode

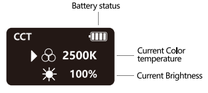

* In CCT mode, the color temperature adjusted by rolling wheel.
* Color temperature range (2500K-9000K).
* BRIGHTNESS: Roll up and down wheel adjusts Brightness, Brightness range is 0~100%.

三、Nomenclature

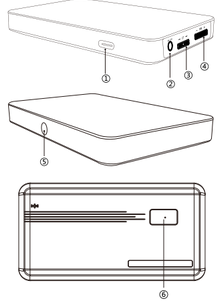

① Type-C charging port　②Switch
③ Color temperature switch　④ Brightness adjustment knob
⑤1/4 expansion screw hole　⑥ LED Indicator

Attention

1. Do not leave charging for more than 24 hours.
2. Store in a cool, dry and ventilated place.
3. Do not approach or place in the fire.
4. Please follow local regulations in order to dispose of scrapped batteries.
5. Please charge it to 60% before placing it for a long time.
6. In order to extend the service life of the battery, it is recommended to carry out charging maintenance every three months.
7. The battery has a certain life limit. After a certain period of use, the performance will weaken, which is a normal phenomenon.

二、Item Check List

Package includes the following items:

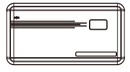

VL196 lamp * 1

Diffuser * 1

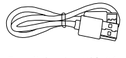

Type-C charging cable * 1

Ballhead * 1

Foreward

Thank you for purchasing the vijim.

Instructions

●Please read this product manual carefully.
●Keep this product manual. Always include this product manual when passing the products on to third parties.
●Heed all warnings and follow all instructions in this product manual.

WARNING: Do not place the product in a place where there are corrosive chemicals to protect the product from corrosion,corrosion may cause the product to malfunction.

●Use only a microfber and dry cloth for cleaning the product.
●Operate carefully to not cause any damage by dropping or physical shocking it.
●Do not leave the product in excessive heat, high temperatures can cause the product to malfunction.
●Please have the product checked by the authorized service or agent if your product has some problems. Please note that this warranty does not apply to repair arising out of the malfunction of unauthorized disassembly, although you may request such repairs on a chargeable basis.
●Use of original VIJim cable accessories is recommended. Please note that this warranty does not apply to repairs arising out of the malfunction of non-original VIJim accessories, although you may request such repairs on a chargeable basis.
●The product is certificated by RoHS and CE. Please operate the product in full compliance with the operation standards. Please note that this warranty does not apply to repair arising from malfunction, although you may request such repairs on a chargeable basis.
●The instructions and information in this manual are based on thorough,controlled company testing procedures. Further notice will not be given ifthe design and specifications change.

VIJIM

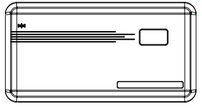

VL196 Light

Product Manual

English